

Versatile Applications In Various Settings

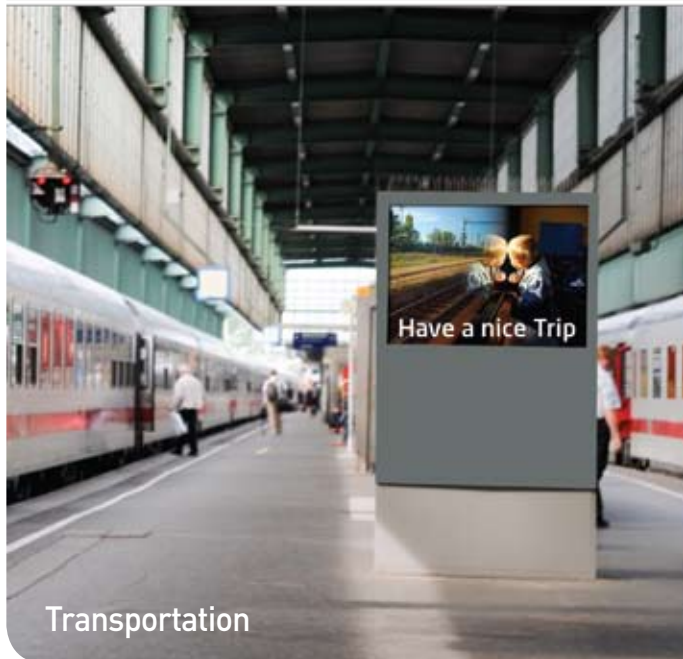
SEMI-OUTDOOR DISPLAY VX30MF



Retail



Restaurant



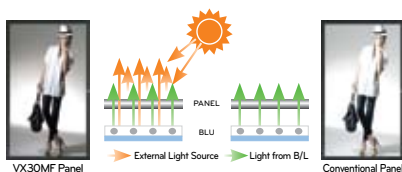
Transportation



Bank & Post office

SHINE-OUT

Perfect fit for window display by reflecting away the sunlight for best image visibility and clearer display under direct sunlight than conventional panel.




NO BLACKENING DEFECT

Even under direct sunlight exposure, LG commercial monitors that adopted LGD panel remain free of blackening defects and provides superior quality for semi-outdoor usage.



FRONT COVERLESS OPEN FRAME

VX30MF fits to any customer need and circumstance with its open frame. It can be designed according to customer request at an affordable price.



SEMI-OUTDOOR DISPLAY

SEMI-OUTDOOR DISPLAY VX30MF



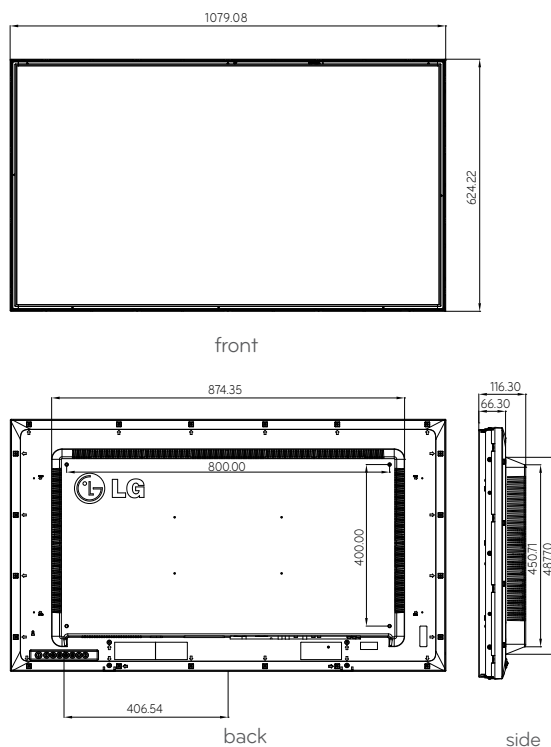
- Versatile applications in various settings
- High Visibility
- Reliability
- Easy to customize



FEATURES

- Panel Size : 47"
- Panel Technology : Super IPS
- Front cover less Open frame
- Slim Bezel : 11mm
- Brightness : 700nit
- Shine-Out → High Visibility
- No Blackening Defect
- Power Consumption : 260W(Typ)

DIMENSION



SPECIFICATIONS

	VX30MF	
PANEL	Screen Size	47"
	Panel Technology	IPS
	Aspect Ratio	16 : 9
	Native Resolution	1920 x 1080 (FHD)
	Brightness	700cd/m ²
	Contrast Ratio	1,200:1
	Dynamic CR	3,000:1
	Viewing Angle(H x V)	178 x 178
	Response Time	9 ms(G to G)
	CONNECTIVITY	Input (Rear)
Digital		HDMI/DVI with HDCP
Analog		Component(BNC), Composite(BNC), RGB
Audio		RGB/DVI Audio, Component Audio(RCA), Composite Audio(RCA)
External Control		RS232C, RJ45
USB		Yes (X1)
Output (Rear)		
Digital		No
Analog		RGB, Composite(BNC)
Audio		Composite Audio(RCA)
External Control	RS232C	
PHYSICAL SPECIFICATION	Bezel Width	11mm (Panel)
	Monitor Dimension(W x H x D)	1079.0cm X 624.2cm X 116.3cm
	Weight(head)	21.5kg (47.4 lb)
	Packed Weight	25.55kg (56.32lb)
	VESA™ Standard Mount Interface	800 x 400
SPECIAL FEATURES	Additional	Shine-Out, Front coverless Open frame
ENVIRONMENT CONDITIONS	Operation Temperature	0°C ~ 40°C
	Operation Humidity	10% ~ 80%
POWER	Power Supply	100-240V~, 50/60Hz
	Power Consumption	
	Typical	260W
	DPMS	1W(RGB), 2W(HDMI) (LAN Off Condition)
	Power Off	0.5W
STANDARD(CERTIFICATION)	Safety	No (Should be qualified by set/ kiosk maker)
	EMC	No (Should be qualified by set/ kiosk maker)
	ErP / Energy Star	No (Should be qualified by set/ kiosk maker)
MEDIA PLAYER COMPATIBILITY	Slot PC compatible (optional)	No
	External Media player Attachable	Yes
SOFTWARE COMPATIBILITY	Supersign Compatibility	Elite-s
ACCESSORY	Included	Remocon, Power Cable, D-sub Cable, CD Manual
	Optional	No

※ Image may differ slightly from actual product. Specifications are subject to change without prior notice.

SEMI-OUTDOOR DISPLAY